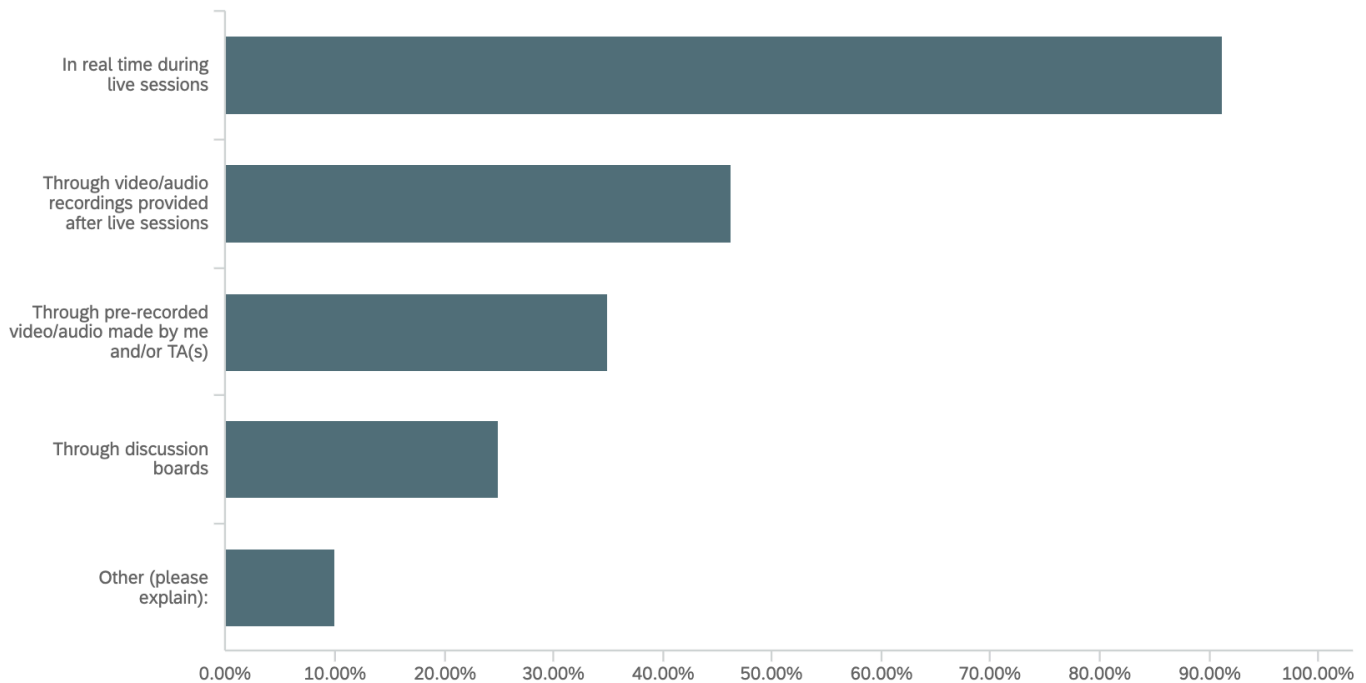


# Online Learning Feedback Survey: Faculty & Instructors

April 20th 2020 | 84 responses total out of approximately 250 Spring Quarter 2020 instructors

**How are you providing the online "classroom" portion of your course(s) to students?  
Select all that apply.**



Other (please explain):

Written notes in places of lectures

I recorded each lecture during live sessions and provide the lectures to students who cannot attend live.

Copies of lecture note and whiteboards from real-time sessions are posted to Moodle.

a variety of images and links

For my inquiry-based classes, I'm using a combination of Word docs, email, and one-on-one live Zooms. Most students gave permission to share their names and Caltech email addresses with rest of class, and students are collaborating through Facebook groups, etc.

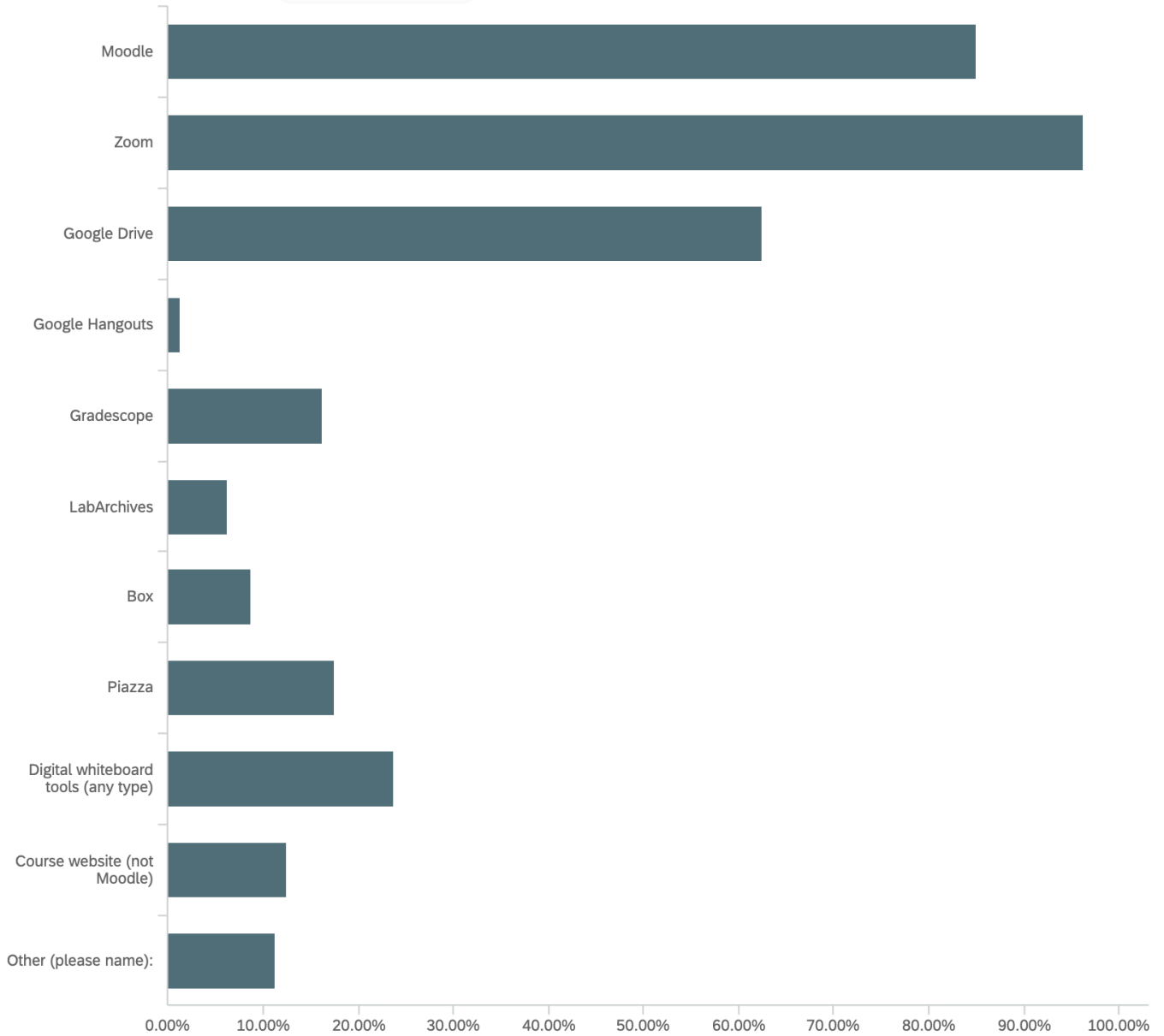
Live lectures are also recorded for those who cannot attend. At least 3/4 are attending live. Discussion is through Piazza.

Email follow ups and more detailed notes on assignments via email

I pre-record lectures, and have an instructor hour every week where students can ask questions on the lectures.

#	Answer	%	Count
1	In real time during live sessions	43.98%	73
2	Through video/audio recordings provided after live sessions	22.29%	37
3	Through pre-recorded video/audio made by me and/or TA(s)	16.87%	28
4	Through discussion boards	12.05%	20
5	Other (please explain):	4.82%	8
	Total	100%	166

Which of the following online tools are you using in your courses? Select all that apply.



Other (please name):

audioclips

Github, Open Broadcaster Software

Email

(x2): A new platform called "Ed"; Ed (<http://us.edstem.org/>) is a great tool! You can think of it like Piazza, except much prettier and more feature-rich.

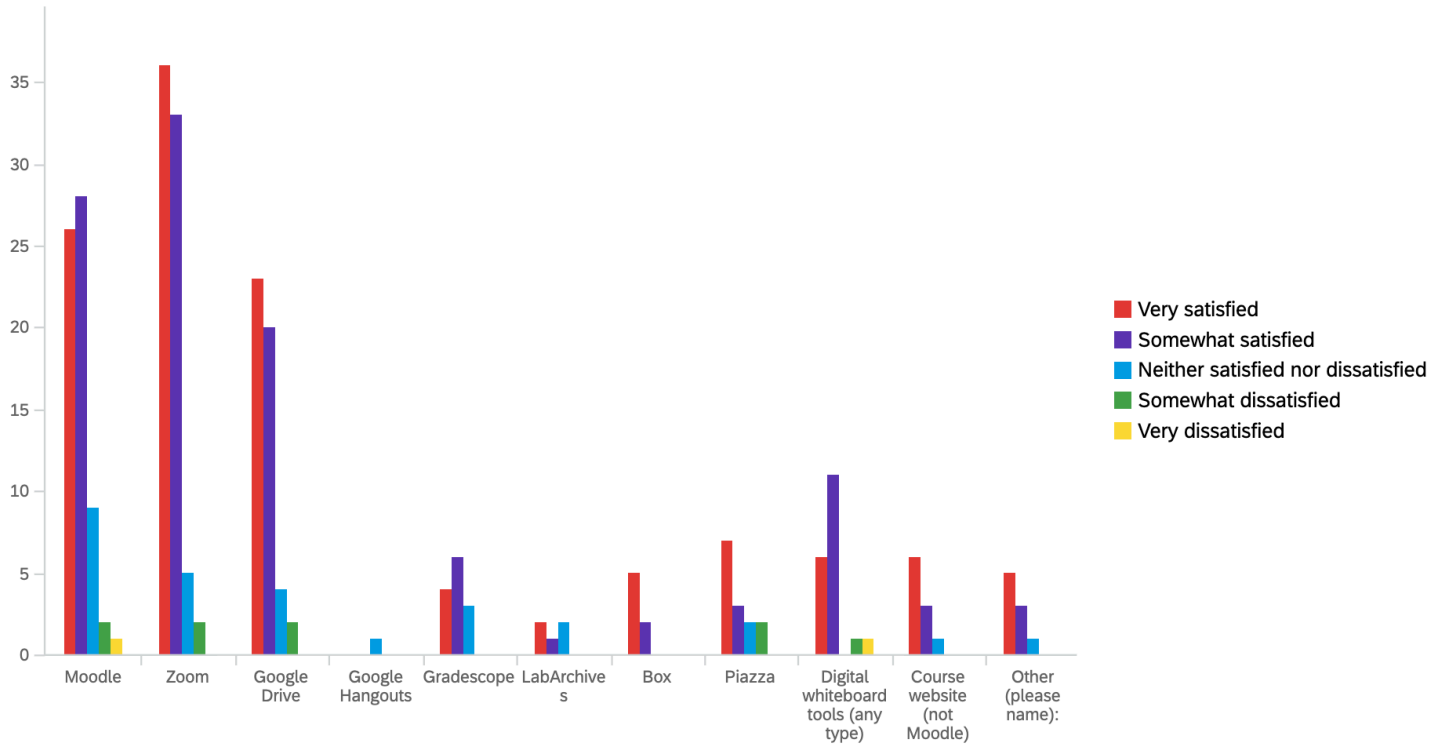
Dropbox

(x2): Slack (x2)

Students using Facebook group to collaborate amongst themselves without my oversight, etc.

#	Answer	%	Count
1	Moodle	24.91%	68
2	Zoom	28.21%	77
3	Google Drive	18.32%	50
4	Google Hangouts	0.37%	1
5	Gradescope	4.76%	13
6	LabArchives	1.83%	5
7	Box	2.56%	7
8	Piazza	5.13%	14
9	Digital whiteboard tools (any type)	6.96%	19
10	Course website (not Moodle)	3.66%	10
11	Other (please name):	3.30%	9
	Total	100%	273

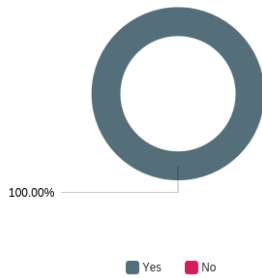
## Q9 - How satisfied are you with the online tools you selected above?



#	Question	% Very or Somewhat Satisfied	Total
1	Moodle	81.81%	66
2	Zoom	90.79%	76
3	Google Drive	87.76%	49
4	Google Hangouts	0.00%	1
5	Gradescope	76.92%	13
6	LabArchives	60.00%	5
7	Box	100.00%	7
8	Piazza	71.43%	14
9	Digital whiteboard tools (any type)	89.47%	19
10	Course website (not Moodle)	90.00%	10
11	Other (please name):	88.89%	9

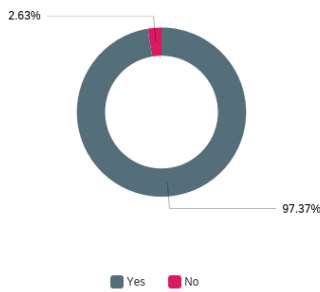
### Do you have access to a reliable computer or device to conduct your online classes?

(76 responses)



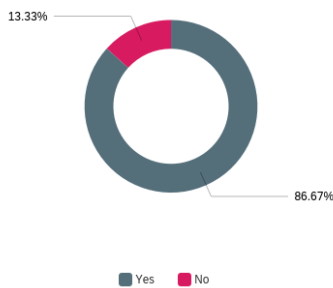
### Do you have access to a reliable network connection to conduct your online classes?

(76 responses)



### Have you received the needed technical support for your online teaching?

(75 responses)



# Have you been able to access other forms of support and Caltech offices remotely?

(71 responses)

