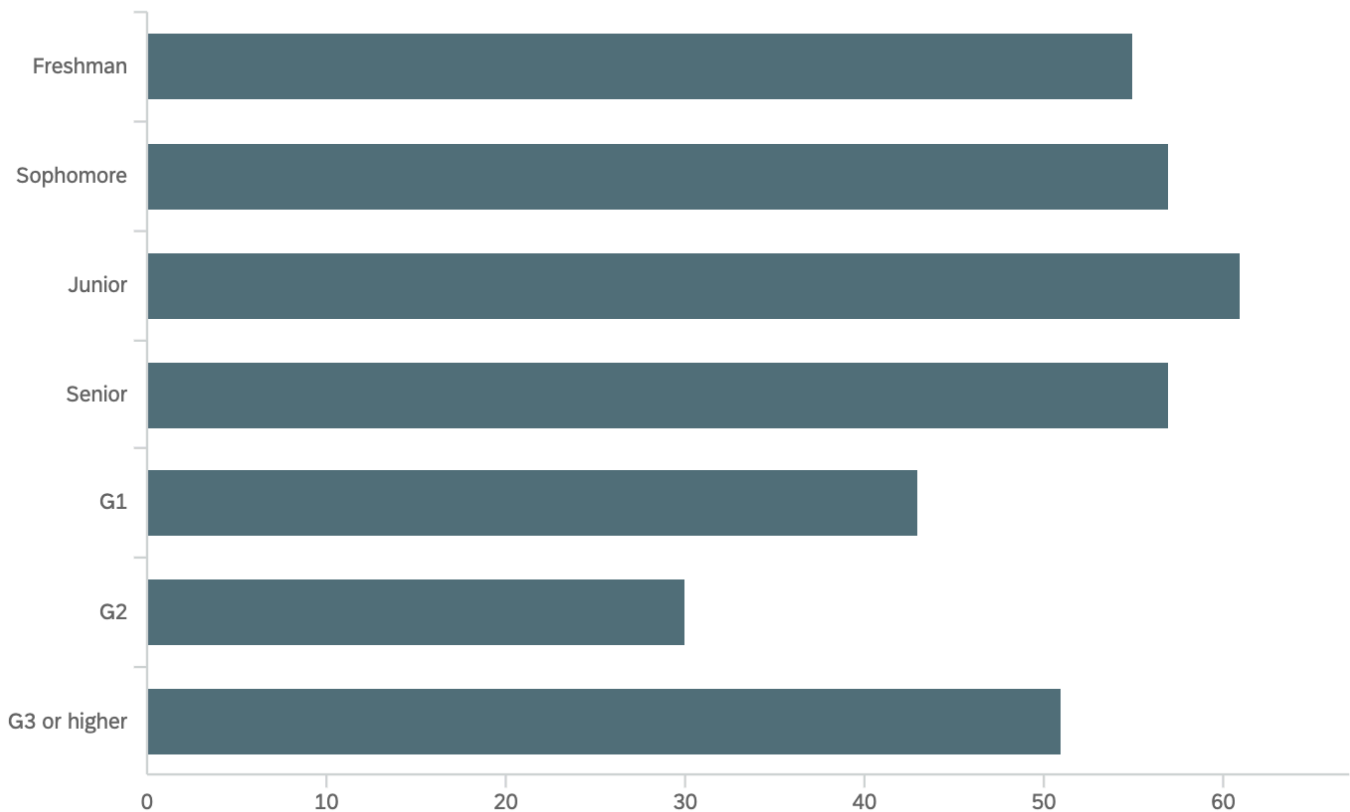


Online Learning Feedback Survey - Students

April 20th, 2020 | 363 responses out of 2237 recipients.

Response rates: 16% overall; 25% undergrad; 10% grad.*

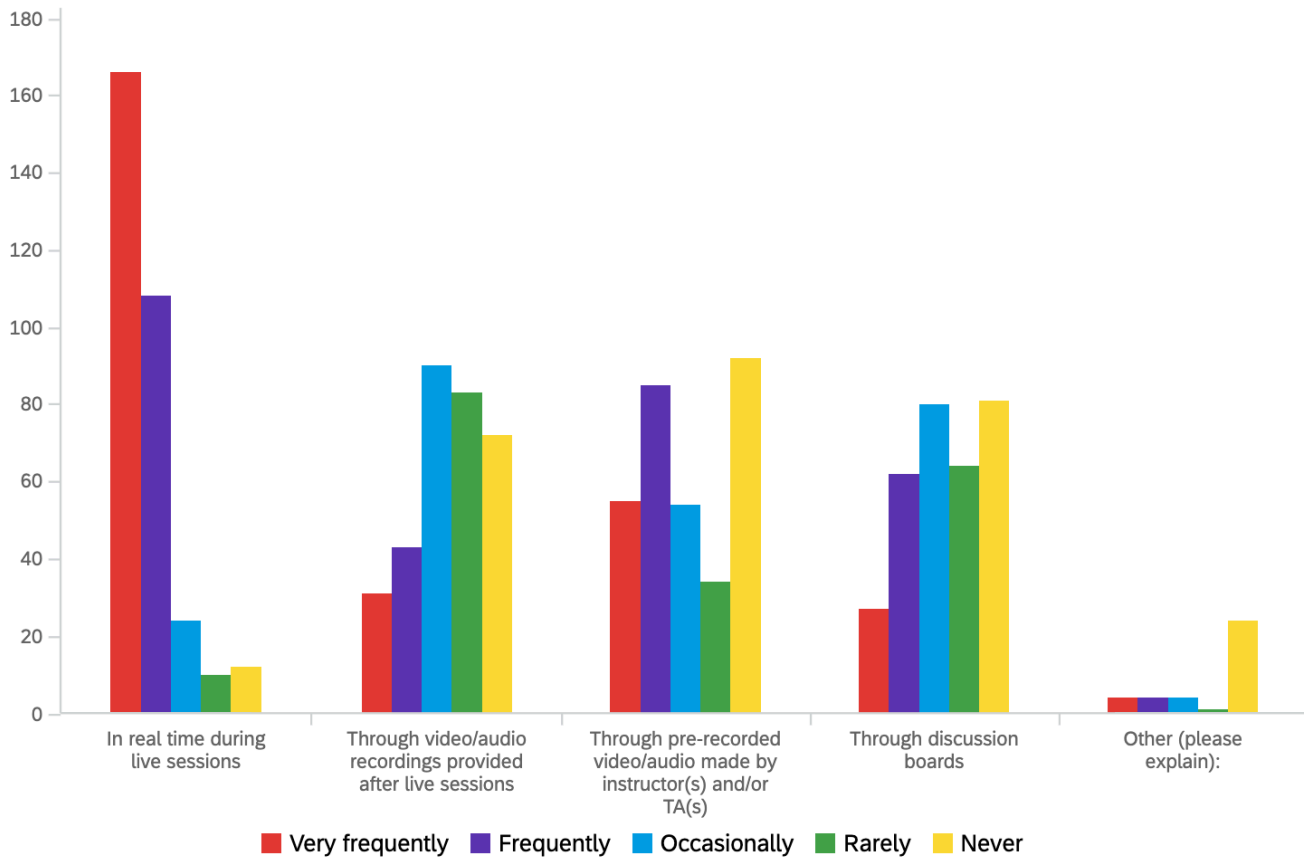
Please indicate your current year of study at Caltech.



#	Answer	%	Count
1	Freshman	15.54%	55
2	Sophomore	16.10%	57
3	Junior	17.23%	61
4	Senior	16.10%	57
5	G1	12.15%	43
6	G2	8.47%	30
7	G3 or higher	14.41%	51
	Total	100%	354

* Note that the survey was sent to all current students, but many graduate students are not currently taking classes and may not have responded for that reason.

How frequently are you accessing the online "classroom" portion of your courses in the following ways?



#	Question	Very Frequently or Frequently	Total
1	In real time during live sessions	85.63%	320
2	Through video/audio recordings provided after live sessions	23.20%	319
3	Through pre-recorded video/audio made by instructor(s) and/or TA(s)	43.75%	320
4	Through discussion boards	28.35%	314
5	Other (please explain):	21.62%	37

Other (please explain):

Reading, provided by instructor, or other online sources permitted by collaboration policies

Depends on the course requirements

Moodle, Box

I am a G6 and the only class I'm taking is a field class that normally has a single organizational meeting before the field trip.

(x2) email conversation (very small class); Email

Notes posted

Moodle

recitation sessions on zoom

(x3) I am not taking any courses this term

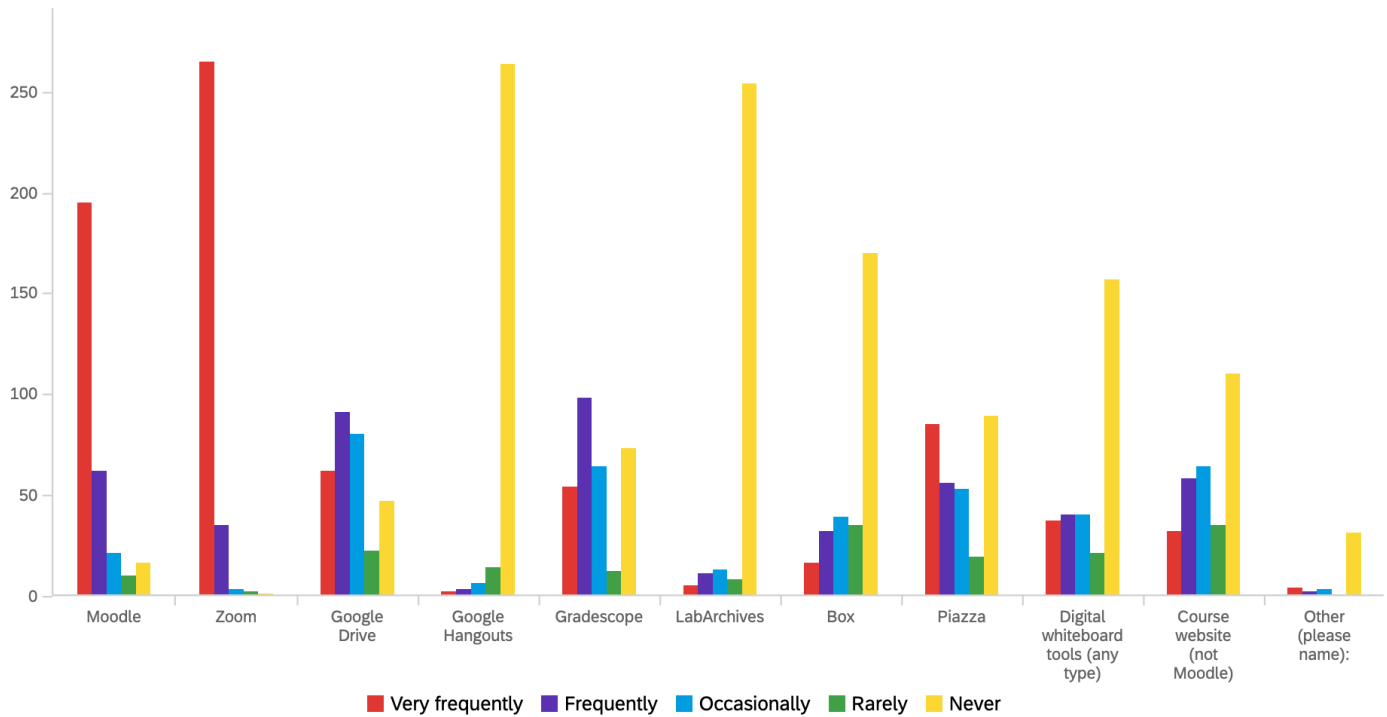
reading textbooks provided

Course Slack channel

by old slides

Live video

How frequently are you using the following online tools for remote learning?



#	Question	Very frequently or Frequently	Total
1	Moodle	64.14%	304
2	Zoom	86.60%	306
3	Google Drive	20.53%	302
4	Google Hangouts	0.69%	289
5	Gradescope	17.94%	301
6	LabArchives	1.72%	291
7	Box	5.48%	292
8	Piazza	28.15%	302
9	Digital whiteboard tools (any type)	12.54%	295
10	Course website (not Moodle)	10.70%	299
11	Other (please name):	10.00%	40

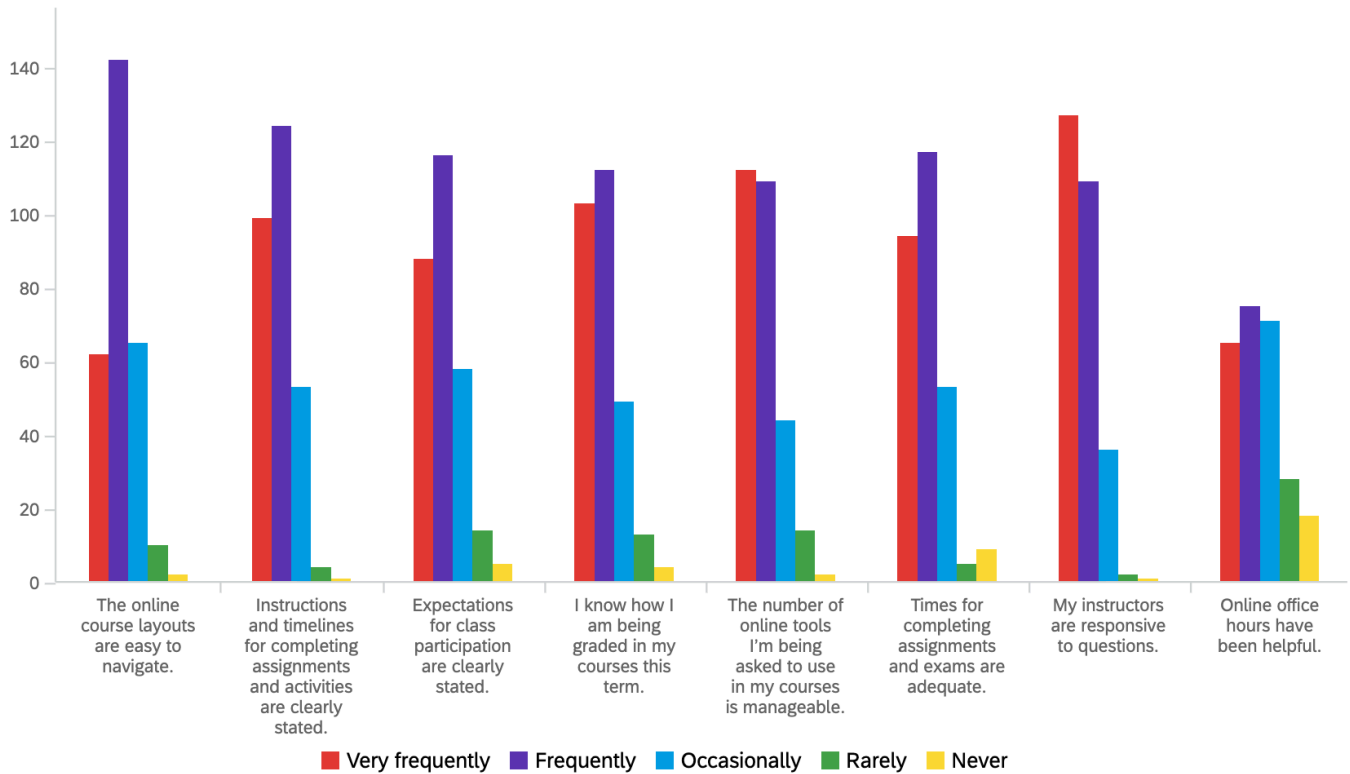
Other (please name):

(x7) Ed/Edstem; Used for BE150 in place of Piazza; CS3

(x5) Slack

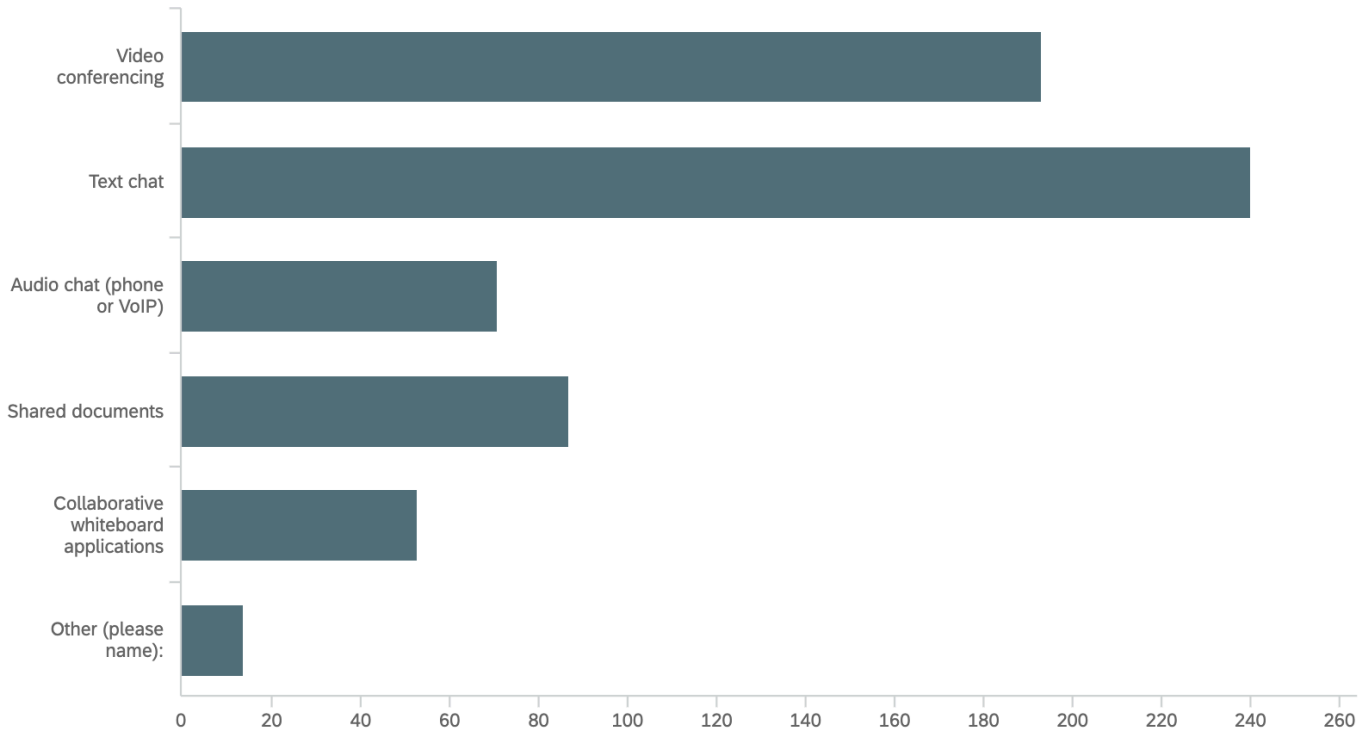
Discord for collaboration!

Please indicate how frequently the following statements are true across all of your courses:



#	Question	Very frequently or Frequently	Total
1	The online course layouts are easy to navigate.	72.59%	281
2	Instructions and timelines for completing assignments and activities are clearly stated.	79.36%	281
3	Expectations for class participation are clearly stated.	72.60%	281
4	I know how I am being graded in my courses this term.	76.51%	281
5	The number of online tools I'm being asked to use in my courses is manageable.	78.65%	281
6	Times for completing assignments and exams are adequate.	75.90%	278
7	My instructors are responsive to questions.	85.82%	275
8	Online office hours have been helpful.	54.47%	257

How have you been collaborating with other students for remote learning? (Select all that apply.)



#	Answer	%	Count
1	Video conferencing	29.33%	193
2	Text chat	36.47%	240
3	Audio chat (phone or VoIP)	10.79%	71
4	Shared documents	13.22%	87
5	Collaborative whiteboard applications	8.05%	53
6	Other (please name):	2.13%	14
	Total	100%	658

Other (please name): Text

(x4) Discord

(x3) Slack

email

COLLABORATION IS WAY TOO HARD REMOTELY

Not collaborated yet

Google Hangouts, GitHub, Jupyter notebooks via Google Colab

in person

Ed

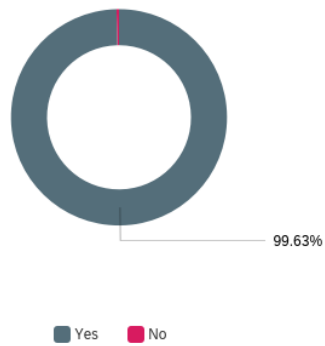
N/A

none really b/c time zone changes and other conflicts

Have not been able to

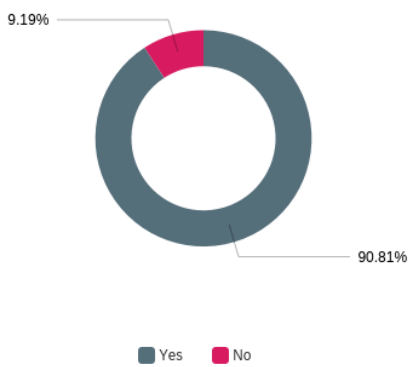
Do you have access to a reliable computer or device to connect to your online classes?

(272 responses)



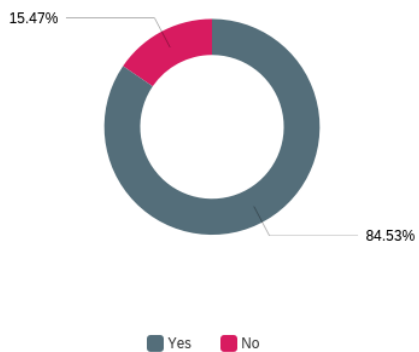
Do you have access to a reliable network connection to access your online classes?

(272 responses)

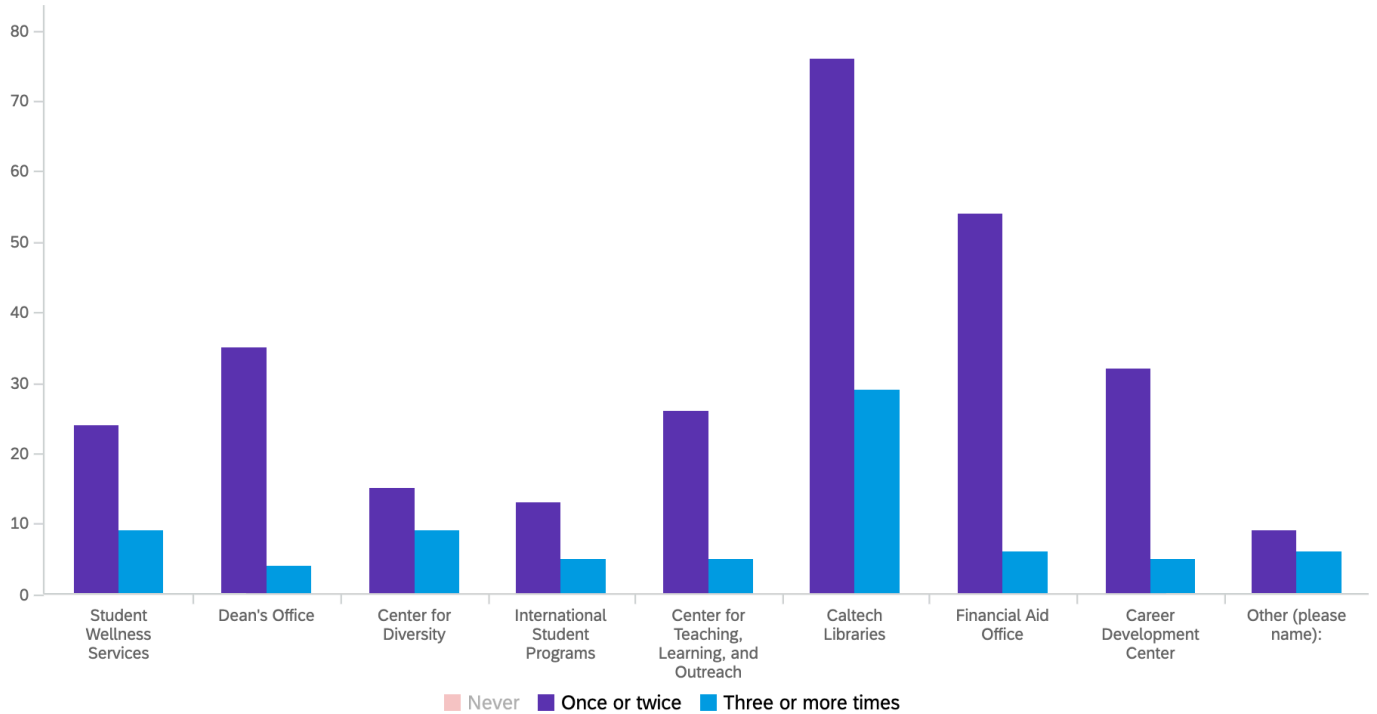


Have you received the needed technical support to access your online classes?

(265 responses)



Since the suspension of on-campus classes and activities, how frequently have you accessed the following student support services/offices remotely?



#	Question	Never	Once or twice	Three or more times	Total
1	Student Wellness Services	87.59% 233	9.02% 24	3.38% 9	266
2	Dean's Office	85.34% 227	13.16% 35	1.50% 4	266
3	Center for Diversity	90.87% 239	5.70% 15	3.42% 9	263
4	International Student Programs	93.18% 246	4.92% 13	1.89% 5	264
5	Center for Teaching, Learning, and Outreach	88.30% 234	9.81% 26	1.89% 5	265
6	Caltech Libraries	60.53% 161	28.57% 76	10.90% 29	266
7	Financial Aid Office	77.44% 206	20.30% 54	2.26% 6	266
8	Career Development Center	86.04% 228	12.08% 32	1.89% 5	265
9	Other (please name):	68.09% 32	19.15% 9	12.77% 6	47

Other (please name):

(3x) Registrar's office

FIR/House/PA activities

Tech Express

Caltech Hillel Club, IT services (central cluster support

learn.caltech.edu, teach.caltecch.edu

RA

DocuServe

(2x) Title IX

Option representative

Hixon Writing Center

Caltech Y

IMSS